

2023

FINANCIAL REPORT



MAGNA GLOBAL FINANCES

Your donations every year help us realize thousands of consultations and provision of treatment and vaccines. MAGNA's international income in 2023 was **€ 3,821,146**. Thanks in part to the support of private donors, we are able to intervene quickly and independently in times of humanitarian disasters and war conflicts, which included the earthquake in Syria in 2023. In 2023, the **share of private donations reached 33.5%**.

In 2023, 33.5% of MAGNA's income came from private sources. Among the public institutions providing funding for MAGNA projects were governments of countries outside the EU and UN agencies such as UNICEF, WFP, OCHA, UNFPA. In 2023, MAGNA provided medical and humanitarian assistance in 9 countries around the world and spent **€ 3,962,965** (95%) on running programs. The cost of communication with donors and administration amounted to **€194,454** (5%).

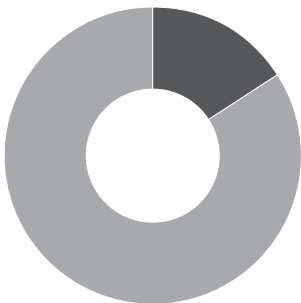
WHERE DOES THE MONEY COME FROM?

The support of the MAGNA organization by private donors, individuals, companies and foundations continued in 2023. Thanks to this and thanks to reserves from the very dynamic and volatile year 2022, it was possible to ensure the operation of projects in MAGNA's countries of operation and also to react promptly in February 2023 with aid for those affected by the earthquake in Syria.



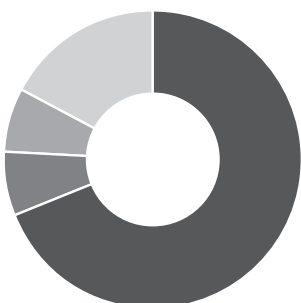
■ Private donations	33,5 %
■ Funding from public institutions	66,5 %

Public institutions – 66,5 % of total income



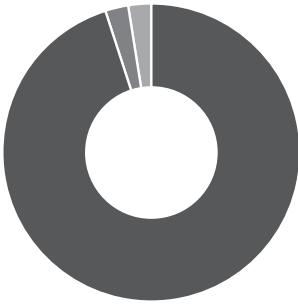
■ Non -EU governments, partner organizations and institutions	16 %
■ UN agencies (UNICEF, WFP, OCHA, UNFPA)	84 %

WHERE WAS THE MONEY USED?



■ Africa	69 %
■ Middle East	7 %
■ Asia	7 %
■ Europe	17 %

HOW WAS THE MONEY USED?



Total expenditures

■ Social mission	69 %
■ Fundraising	7 %
■ Management and general administration	7 %



Social mission – 95% of total expenditure

■ Program expenditures	95 %
■ Program support	5 %



Program expenditure by category

■ Program expenditures	40 %
■ Program support	41 %
■ Program expenditures	3 %
■ Program expenditures	9 %
■ Program expenditures	5 %
■ Program expenditures	1 %
■ Program expenditures	1 %

The **health and nutrition** category includes drugs and medical equipment, vaccines, hospitalization fees and therapeutic food. Delivery of these materials is included in category **transportation and storage**.

The **personnel cost** category includes all costs related to local as well as international employees (including plane tickets, insurance, accommodation, etc.).

Logistics and sanitation includes building materials and equipment for health centers, sanitary and logistics needs, meanwhile office expenses include the rental of office space at the location of the projects and their operating costs.

Financial costs category includes bank charges and fees at currency conversion. Communication costs include telephone and internet connections.

FINANCES OF MAIN OPERATION CENTRE MAGNA SLOVAKIA

In 2023 MAGNA social mission costs were **3 962 965 €** (97.3 %). Costs for fundraising general management and administration reached **109 416 €** (2.7 %).

At its inception, MAGNA voluntarily pledged to use at least 80% of the funds raised for project operations in the field, and only 20 % for fundraising and administration.

FINANCIAL STATEMENTS

MAGNA is pleased to present its audited Financial Statement, which provide a view of MAGNA's work and is a mean of transparency and accountability.

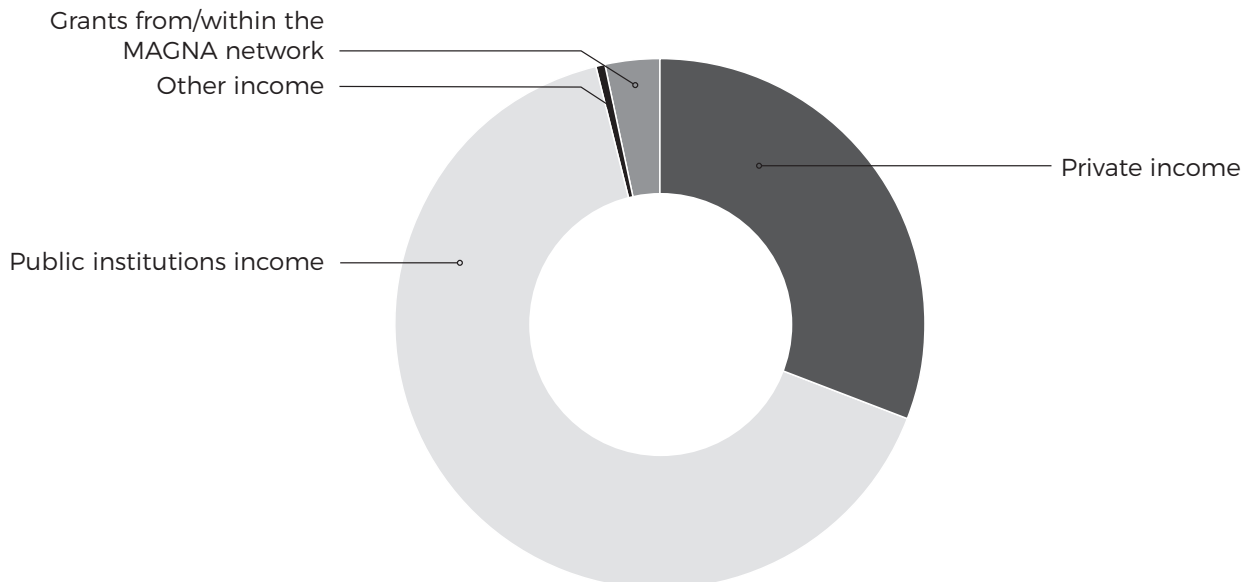
RATIOS

OPERATIONAL RATIOS (%)

	2023	2022
Program	92.7 %	92.3 %
Headquarter program support	4.6 %	5.9 %
Awareness raising	0.0 %	0.0 %
Social mission	97.3 %	98.1 %
Fundraising	1.3 %	0.9 %
Management and general administration	1.4 %	1.0 %
Other expenses	2.7 %	1.9 %
Expenditure	100.0 %	100.0 %

FINANCIAL INDEPENDENCE (%)

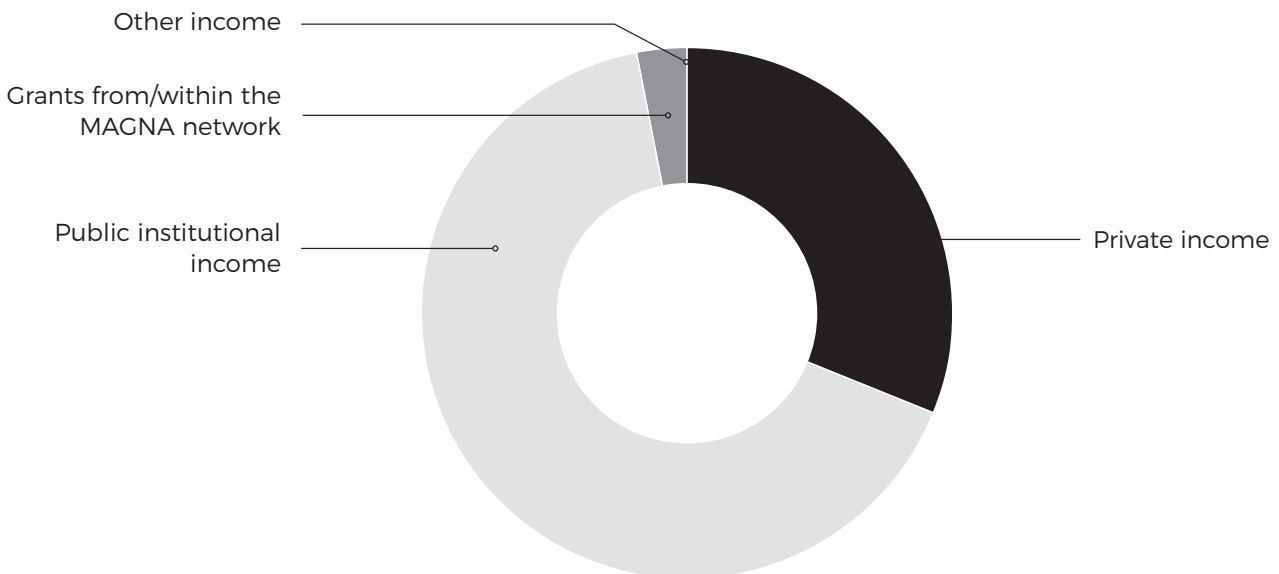
	2023	2022
Private income	30.9 %	51.0 %
Public institutions income	65.3 %	46.7 %
Other income	0.5 %	1.4 %
Grants from/within the MAGNA network	3.3 %	0.9 %
Income	100.0 %	100 %



INCOME (€)

Support for MAGNA organization from private donors, individuals, companies, and foundations continued in 2023. Thanks to this and the reserves from the very dynamic and heightened year of 2022, we were able to ensure the operation of projects in the countries where MAGNA operates and also respond promptly in February 2023 with assistance to those affected by the earthquake in Syria.

	2023	2022
Private income	1 156 051	3 390 750
Public institutional income	2 441 244	3 102 221
Grants from/within the MAGNA network	121 429	61 573
Other income	17 422	94 151
Total Income	3 736 146	6 648 695

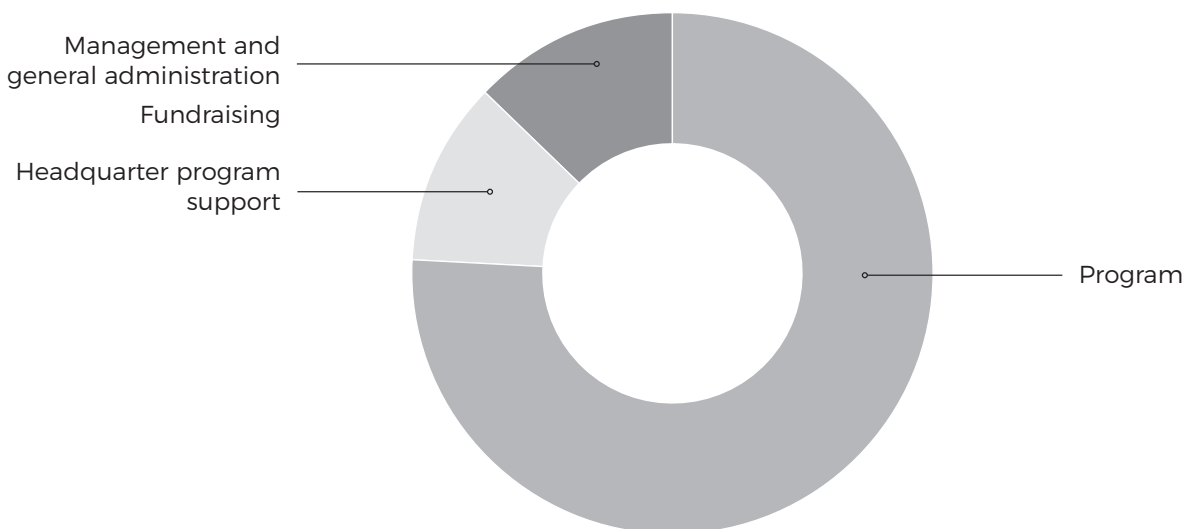


EXPENDITURE (€)

Total expenses in 2023 amounted to **4,072,382 €**. These expenses can be divided into two main categories: social mission and other expenses. The following table lists the categories further.

	2023	2022
Program	3 776 096	4 848 256
Headquarter program support	186 870	308 941
Awareness raising	0	0
Social mission	3 962 965	5 157 197
Fundraising	52 570	46 486
Management and general administration	56 846	51 795
Other expenses	109 416	98 281
Expenditure	4 072 382	5 255 478

As a result of the above, in 2022, **97.3 %** of MAGNA's total expenses were spent on the social mission and **2.7 %** on other expenses.



Explanation Statement of Income and Expenditure in 2023

INCOME

Private Income (In €)

Income from individuals includes:

	2023
Individual donations	458 703
Income from individuals	458 703

Income from private institutions comes from the following sources:

	2023
Companies	460 675
Trusts and foundations	192 676
2 percents from the tax	43 997
Income from private institutions	697 348

Breakdown of individual incomes (In €):

	2023
Income from individuals	458 703
Donations in general	209 542
Donations through SMS donation	178 823
Donations from public appeals	70 338
Income from individuals	458 703

	2023
Trust and Foundations	192 676
Penta foundation for Ukraine	69 526
Orange foundation for Ukraine and DRC	84 550
Volkswagen foundation for Syria	20 000
VÚB foundation for Syria	15 000
Telekom Pontis foundation	3 600
Income from Trusts and Foundations	192 676
In kind donations - medical material, medicals (Syria, Ukraine)	390 532
HMH, s. r. o.	16 000
Muziker, a. s.	14 293
BUBO Travel agency, s. r. o.	39 850
Income from Companies	460 675

Public Institutional Income (€)

The following table provides an overview of donations and grants provided by public institutions:

	2023
Other institutions/partners DR Congo	387 804
Non EU governments	387 804
UN institutions DR Congo	2 053 440
UN institutions	2 053 440
Public institutional income	2 441 244

Grants From Within Magna Network (In €)

The table below presents the breakdown of grants from within MAGNA network bodies:

	2023
MAGNA Czech Republic	121 429
Grants from within the MAGNA network	121 429

Other Income (In €)

	2023
Interest/investment income	1 163
Other revenues	16 259
Other income	17 422

EXPENDITURE

Functional Expendences (In €)

SOCIAL MISSION				
Nature of expenses	Programmes support	Programme	Awarenessing	Total social mission
A. Personnel costs	1 522 960	122 242	0	1 645 201
B. Transport, freight and storage	380 563	210	0	380 773
C. Medical and Nutrition	1 533 667	0	0	1 533 667
D. Logistics and Sanitation	115 724	8 032	0	123 756
E. Communication	46 703	1 844	0	48 547
F. Office and Administrative costs	172 275	44 906	0	217 181
G. Professional services	4 204	4 861	0	9 065
H. Publications	0	0	0	0
I. Publicity and Communication	0	325	0	325
J. Financial expenses	0	0	0	0
K. Others	0	4 450	0	4 450
TOTAL	3 776 096	186 870	0	3 962 965

OTHER EXPENSES			SOCIAL MISSION AND OTHER EXPENSES TOTAL	
Fundraising	Management and general administration	Total other mission	2023	
21 287	30 685	51 972	1 697 173	
0	0	0	380 773	
604	0	604	1 534 270	
0	0	0	123 756	
521	682	1 204	49 751	
6 676	17 866	24 542	241 723	
0	7 614	7 614	16 679	
0	0	0	0	
23 482	0	23 482	23 807	
0	0	0	0	
0	0	0	4 450	
52 570	56 846	109 416	4 072 382	

Restricted funds (In €)

The table below presents restricted funds contain donations that have been earmarked by donors for a special purpose and which have not yet been spent. It gives an indication of the volume of earmarked monies that were received and spent during the year.

If the result shows a negative value, the project costs were financed from the organization's reserves and the donors/grant providers will reimburse them in ex post mode.

	Balance from 2022	Received in 2023	Expenditures in 2023	Not spent in 2023
UN institutions DR Congo	122 364	1 632 386	2 552 247	– 797 497
Restricted funds Total	122 364	1 632 386	2 552 247	– 797 497

Program Expenditures By Nature and Continents (In €)

	ASIA	MIDDLE EAST	AFRICA	EUROPE	2023
A. Personnel costs	164 029	101 504	932 809	324 618	1 522 960
B. Transport, freight and storage	7 297	9 082	346 911	17 273	380 563
C. Medical and Nutrition	3 321	165 549	1 066 685	258 112	1 533 667
D. Logistics and Sanitation	3 441	514	106 525	5 244	115 724
E. Communication	3 324	975	42 041	363	46 703
F. Office and Administrative costs	50 502	2 392	96 972	22 409	172 275
G. Professional services	1 092	0	2 526	586	4 204
H. Publications	0	0	0	0	0
I. Publicity and Communication	0	0	0	0	0
J. Financial expenses	0	0	0	0	0
K. Others	0	0	0	0	0

AFGHANISTAN

EXPENSES (€)

A. Personnel costs	111 447
B. Transport, freight and storage	6 439
C. Medical and Nutrition	21 817
D. Logistics and Sanitation	2 975
E. Communication	1 911
F. Office and Administrative costs	24 741
G. Professional services	1 092
H. Publications	0
I. Publicity and Communication	0
J. Financial expenses	0
K. Others	0
Programme	170 421
Programme support costs	11 212
Field related expenses	181 633

FUNDING (€)

Slovak private and other income	170 421
Grants within MAGNA network	11 212
Private and other income	181 633
ECHO and EU institutions	0
EU governments	0
Non-EU governments	0
UN institutions	0
Public institutional income	0

CAMBODIA

EXPENSES (€)

A. Personnel costs	44 521
B. Transport, freight and storage	729
C. Medical and Nutrition	21 504
D. Logistics and Sanitation	467
E. Communication	1 412
F. Office and Administrative costs	22 006
G. Professional services	0
H. Publications	0
I. Publicity and Communication	0
J. Financial expenses	0
K. Others	0
Programme	90 639
Programme support costs	5 913
Field related expenses	96 552

FUNDING (€)

Slovak private and other income	74 590
Grants within MAGNA network	21 962
Private and other income	96 552
ECHO and EU institutions	0
EU governments	0
Non-EU governments	0
UN institutions	0
Public institutional income	0

SOUTH SUDAN **EXPENSES (€)**

A. Personnel costs	258
B. Transport, freight and storage	326
C. Medical and Nutrition	16
D. Logistics and Sanitation	0
E. Communication	0
F. Office and Administrative costs	8 964
G. Professional services	0
H. Publications	0
I. Publicity and Communication	0
J. Financial expenses	0
K. Others	0
Programme	9 564
Programme support costs	250
Field related expenses	9 814

FUNDING (€)

Slovak private and other income	4 271
Grants within MAGNA network	5 543
Private and other income	9 814
ECHO and EU institutions	0
EU governments	0
Non-EU governments	0
UN institutions	0
Public institutional income	0

LEBANON **EXPENSES (€)**

A. Personnel costs	83 036
B. Transport, freight and storage	9 082
C. Medical and Nutrition	18 893
D. Logistics and Sanitation	514
E. Communication	975
F. Office and Administrative costs	697
G. Professional services	0
H. Publications	0
I. Publicity and Communication	0
J. Financial expenses	0
K. Others	0
Programme	113 197
Programme support costs	11 212
Field related expenses	124 409

FUNDING (€)

Slovak private and other income	113 197
Grants within MAGNA network	11 212
Private and other income	124 409
ECHO and EU institutions	0
EU governments	0
Non-EU governments	0
UN institutions	0
Public institutional income	0

DR CONGO **EXPENSES (€)**

A. Personnel costs	907 376
B. Transport, freight and storage	346 586
C. Medical and Nutrition	1 066 669
D. Logistics and Sanitation	105 975
E. Communication	41 571
F. Office and Administrative costs	87 605
G. Professional services	2 526
H. Publications	0
I. Publicity and Communication	0
J. Financial expenses	0
K. Others	0
Programme	2 558 308
Programme support costs	101 491
Field related expenses	2 659 799

FUNDING (€)

Slovak private and other income	198 469
Grants within MAGNA network	20 086
Private and other income	218 555
ECHO and EU institutions	0
EU governments	0
Non-EU governments	387 804
UN institutions	2 053 440
Public institutional income	2 441 244

UKRAINE **EXPENSES (€)**

A. Personnel costs	324 618
B. Transport, freight and storage	17 273
C. Medical and Nutrition	258 112
D. Logistics and Sanitation	5 244
E. Communication	363
F. Office and Administrative costs	22 409
G. Professional services	586
H. Publications	0
I. Publicity and Communication	0
J. Financial expenses	0
K. Others	0
Programme	628 604
Programme support costs	32 671
Field related expenses	661 275

FUNDING (€)

Slovak private and other income	641 387
Grants within MAGNA network	19 888
Private and other income	661 275
ECHO and EU institutions	0
EU governments	0
Non-EU governments	0
UN institutions	0
Public institutional income	0

IRAQ**EXPENSES (€)**

A. Personnel costs	8 061
B. Transport, freight and storage	129
C. Medical and Nutrition	0
D. Logistics and Sanitation	0
E. Communication	0
F. Office and Administrative costs	3 756
G. Professional services	0
H. Publications	0
I. Publicity and Communication	0
J. Financial expenses	0
K. Others	0
Programme	11 946
Programme support costs	3 737
Field related expenses	15 683

FUNDING (€)

Slovak private and other income	4 541
Grants within MAGNA network	11 142
Private and other income	15 683
ECHO and EU institutions	0
EU governments	0
Non-EU governments	0
UN institutions	0
Public institutional income	0

SYRIA**EXPENSES (€)**

A. Personnel costs	18 468
B. Transport, freight and storage	0
C. Medical and Nutrition	146 656
D. Logistics and Sanitation	0
E. Communication	0
F. Office and Administrative costs	1 695
G. Professional services	0
H. Publications	0
I. Publicity and Communication	0
J. Financial expenses	0
K. Others	0
Programme	166 819
Programme support costs	12 909
Field related expenses	179 727

FUNDING (€)

Slovak private and other income	166 818
Grants within MAGNA network	12 909
Private and other income	179 727
ECHO and EU institutions	0
EU governments	0
Non-EU governments	0
UN institutions	0
Public institutional income	0

SENEGAL**EXPENSES (€)**

A. Personnel costs	25 174
B. Transport, freight and storage	0
C. Medical and Nutrition	0
D. Logistics and Sanitation	550
E. Communication	470
F. Office and Administrative costs	403
G. Professional services	0
H. Publications	0
I. Publicity and Communication	0
J. Financial expenses	0
K. Others	0
Programme	26 598
Programme support costs	7 475
Field related expenses	34 073

FUNDING (€)

Slovak private and other income	26 598
Grants within MAGNA network	7 475
Private and other income	34 073
ECHO and EU institutions	0
EU governments	0
Non-EU governments	0
UN institutions	0
Public institutional income	0

BALANCE SHEET (In €)

Assets		column	31-12-2023			31-12-2022	
			Brutto	Correction	Netto	Netto	
a		b	1	2	3	4	
A. TOTAL ASSETS		c. 002+009+021	001	222 038,76	72 739,00	149 299,70	88 933,36
1.	Total long-term intangible fixed assets	c. 003 to 008	002	-	-	-	-
	Research and development	(012-(072+091AU))	003	-	-	-	-
	Software	013-(073+091AU)	004	-	-	-	-
	Valuable rights	014-(074+091AU)	005	-	-	-	-
	Other intangible fixed assets	(018+019)-(078+079+091AU)	006	-	-	-	-
	Procured intangible fixed assets	(041-093)	007	-	-	-	-
	Advance payments for intangible fixed assets	(051-095AU)	008	-	-	-	-
	2.	Total long-term tangible fixed assets	c. 010 to 020	009	74 222,36	72 739,00	1 483,36
Land		(031)	010	-	-	-	-
Works of art and art collection		(032)	011	-	-	-	-
Buildings		(021-(081+092AU))	012	-	-	-	-
Machinery, tools and equipments		(022-(082+092AU))	013	14 076,27	14 076,27	-	-
Rolling stock		(023-(083+092AU))	014	60 146,09	58 662,73	1 483,36	5 933,36
Perennial corps		(025-(085+092AU))	015	-	-	-	-
Breeding & draught animals		(026-(086+092AU))	016	-	-	-	-
Small tangible fixed assets		(028)-(088+092AU)	017	-	-	-	-
Other tangible fixed assets		(029-(089+092AU))	018	-	-	-	-
Procured tangible fixed assets		(042-094)	019	-	-	-	-
Advance payments for tangible fixed assets		(052-095AU)	020	-	-	-	-
3.	Financial investments	c. 022 to 028	021	147 816,40	-	147 816,40	83 000,00
	Shares ownership inter. with contr. influence in enterprises	(061)	022	5 000,00	-	5 000,00	5 000,00
	Shares ownership inter. with signific. influence over enterprises	(062)	023	-	-	-	-
	Debt securities held to maturity	(065-096AU)	024	-	-	-	-
	Intercompany loans	(066+067)-096AU)	025	142 816,40	-	142 816,40	78 000,00
	Other long-term financial investments	(069-096AU) besides c. 040	026	-	-	-	-
	Procured financial investments	(043-096AU)	027	-	-	-	-
	Advance payments for financial investments	(053-096AU)	028	-	-	-	-
Control number	c. 001 to 028	991	666 116,28	218 217,00	447 899,22	-	

Assets		column	31.12.2023			31-12-2022	
			Brutto	Correction	Netto	Netto	
a		b	1	2	3	4	
B. Current assets		c. 030+037+042+051	029	2 291 737,84	-	2 291 737,84	2 796 437,78
1.	Inventory	c. 031 to 036	030	4 543,33	-	4 543,33	4 943,33
	Materials	(112+119)-191)	031	-	-	-	-
	Work-in-progress & semi-final products	(121+122)-(192+193)	032	-	-	-	-
	Finished products	(123-194)	033	-	-	-	-
	Animals	(124-194)	034	-	-	-	-
	Merchandise	(132+139)-196)	035	4 543,33	-	4 543,33	4 943,33
	Advance payments for inventory	(314-391AU)	036	-	-	-	-
Long-term receivables		c. 038 to 041	037	945 080,08	-	945 080,08	416 585,13
2.	Trade receivables	(311AU to 314AU)-(391AU)	038	38 590,31	-	38 590,31	27 092,02
	Other receivables	(315AU-391AU)	039	108 991,90	-	108 991,90	384 176,71
	Receivables from partners in association	(358AU-391AU)	040	-	-	-	-
	Other receivables	(335AU+373AU+375AU+378AU)-391AU)	041	797 497,70	-	797 497,70	5 316,40
Short-term receivables		c. 043 to 050	042	2 364,37	-	2 364,37	1 307,35
3.	Trade receivables	(311AU až 315AU)-(391AU)	043	-	-	-	-
	Other receivables	(315AU-391AU)	044	-	-	-	-
	Social security	(336)	045	-	-	-	-
	Tax receivables	(341 až 345)	046	2 364,37	-	2 364,37	1 307,35
	Grants and other clearing with national budget	(346+348)	047	-	-	-	-
	Receivables from partners in association	(358AU-391AU)	048	-	-	-	-
	Connecting account for association	(396-391AU)	049	-	-	-	-
	Other receivables	(335AU+373AU+375AU+378AU)-391AU)	050	-	-	-	-
Financial assets		c. 052 to 056	051	1 339 750,06	-	1 339 750,06	2 373 601,97
4.	Cash	(211+213)	052	41 365,59	-	41 365,59	239 432,97
	Bank accounts	(221+261)	053	1 298 384,47	-	1 298 384,47	2 134 169,00
	Long-term bank accounts (over 1 year)	(221AU)	054	-	-	-	-
	Short-term financial assets	(251+253+255+256+257)-291AU)	055	-	-	-	-
	Advance payments for financial assets	(259 - 294AU)	056	-	-	-	-
Temporary accounts of assets		c. 058 to 059	057	5 304,99	0,00	5 304,99	2 305,36
5.	Deferred expenses	(381)	058	5 304,99	0,00	5 304,99	2 305,36
	Accrued revenues	(385)	059	-	-	-	-
TOTAL ASSETS		c.001+ 029+057	060	2 519 081,59	72 739,00	2 446 342,59	2 887 676,50

PROFIT AND LOSS (In €)

LIABILITIES		column	31-12-2023	31-12-2022
a	b		5	6
A. Own covering sources of fixed and nonfixed assets	c.062+068+071+072	061	489 450,45	554 001,15
1. Equity and monetary funds	c. 063 to 066	062	-	-
Registered capital	(411)	063	-	-
Monetary funds	(412)	064	-	-
Renewal fund	(413)	065	-	-
Gains or losses from revaluation	(415)	066	-	-
2. Funds from profit	c. 068 to 070	067	108 154,80	190 128,74
Legal reserve funds	(421)	068	-	-
Funds from profit	(423)	069	-	-
Other funds	(427)	070	108 154,80	190 128,74
3. Retained earnings and losses from previous year	(+;-428)	071	363 872,41	269 721,65
4. Profit or loss from current accounting period c.060 - (062+ 067+071+073+100)		072	17 423,24	94 150,76
B. EXTERNAL LIABILITIES	c. 074+078+086+096	073	53 766,55	181 996,72
1. RESERVES	c. 075 to 077	074	19 876,29	12 292,25
Legal reserves	(451AU)	075	-	-
Other reserves	(459AU)	076	-	-
Short-term reserves	(323+451AU+459AU)	077	19 876,29	12 292,25
2. LONG-TERM PAYABLES	c. 079 to 085	078	2 611,09	2 430,23
Payables to social fund	(472)	079	2 611,09	2 430,23
Emited bonds	(473 - 255AU)	080	-	-
Rental payables	(474AU)	081	-	-
Long-terms advance payments	(475)	082	-	-
Long-term non-invoiced supply	(476 AU)	083	-	-
Long-term bills of exchange	(478)	084	-	-
Other long-term payables	(373AU+479AU)	085	-	-
3. SHORT-TERM PAYABLES	c. 087 to 095	086	31 279,17	167 274,24
Trade payables	(321 to 326) except 323	087	11 635,25	7 450,15
Payables to employees	(331+333)	088	4 169,00	30 999,23
Due to and from social security and	(336)	089	-	-
Tax payables	(341 to 345)	090	-	-
Payables to the state budget or to the budget of local self-government	(346+348)	091	-	-
Liabilities for unpaid subscribed securities and contributions	(367)	092	-	-
Payables to participants in association	(368)	093	-	-
Connecting account for association	(396)	094	-	-
Other payables	(379+373AU+474AU+476AU +479AU)	095	15 474,92	128 824,86
4. BANK LOANS AND ASSISTANCE	c. 097 to 99	096	-	-
Long-term bank loans	(461AU)	097	-	-
Current bank loans	(231+232+461AU)	098	-	-
Short-term financial assistance	(241+249)	099	-	-
C. TEMPORARY ACCOUNTS OF LIABILITIES	c. 101 to 103	100	1 903 125,59	2 151 678,63
Accrued expenses	(383)	101	20 800,41	3 975,61
Deferred revenues short- term	(384 AU)	102	1 882 325,18	2 147 703,02
Deferred revenues long- term	(384 AU)	103	-	-
TOTAL LIABILITIES	c. 061+073+100	104	2 446 342,59	2 887 676,50

Account number	Expenses	Col.	Activity			
			Non-taxable principal	Taxable entrepreneurial	Total	31-12-2022
			7	8	9	10
501	Consumed raw materials	01	5 003,97	-	5 003,97	11 360,06
502	Energy consumption	02	-	-	-	
504	Merchandise sold	03	-	-	-	
511	Repair and maintenance	04		-	-	13 370,40
512	Travel expenses	05	3 495,67	-	3 495,67	1 757,17
513	Entertainment expenses	06	-	-	-	
518	Other services	07	133 728,23	-	133 728,23	128 510,04
521	Wages and salaries	08	59 441,31	-	59 441,31	73 455,61
524	Legal social insurance	09		-	-	
525	Other social insurance	10	-	-	-	
527	Legal social expenses	11	-	-	-	-
528	Other social expenses	12	-	-	-	-
531	Road tax	13		-	-	
532	Real estate tax	14		-	-	-
538	Other taxes and fees	15	-	-	-	-
541	Contractual fines and penalties	16		-	-	
542	Other fines and penalties	17	271,45	-	271,45	
543	Write-off of receivables	18	-	-	-	-
544	Interest	19	24,83	-	24,83	0,87
545	Exchange rate losses	20	59 577,25	-	59 577,25	14 850,96
546	Gifts	21	400,00	-	400,00	600,00
547	Special expenses	22	5 451,81	-	5 451,81	5 385,10
548	Shortages and damages	23	1 459,72	-	1 459,72	-
549	Other expenses	24	3 821 109,72	-	3 821 109,72	4 959 695,12
551	Amortization and depreciation	25	4 450,00	-	4 450,00	4 450,00
552	Carrying value of intangible ass. and property sold	26		-	-	-
553	Securities and ownerships sold	27	-	-	-	-
554	Material sold	28	-	-	-	-
555	Expenses on long-term financial assets	29	-	-	-	-
556	Creation of legal reserves	30	-	-	-	-
557	Expenses on revaluation of securities	31	-	-	-	-
558	Creation and uses of adjustments	32	-	-	-	-
561	Contributions advance payed to organizational unit	33		-	-	-
562	Contributions advance payed to other accoun. entities	34		-	-	-
563	Contributions advance payed to physical entities	35	-	-	-	-
565	Contributions paid from tax assignation	36	-	-	-	-
567	Contributions advance payed from public collection	37	-	-	-	-
Total expenses c. 1 - 37		38	4 094 413,96	-	4 094 413,96	5 213 435,33

Account number	Revenues	Col.	Activity			
			Non-taxable principal	Taxable entrepreneurial	Total	31-12-2022
			7	8	9	10
601	Revenue from own products	39	-	-	-	-
602	Revenue from services	40		-	-	
604	Revenue from merchandise	41	-	-	-	
611	Change in work progress	42	-	-	-	-
612	Change in semi-finished products	43	-	-	-	-
613	Change in finished products	44	-	-	-	-
614	Change in animals	45	-	-	-	-
621	Materials and merchandise capitalized	46	-	-	-	-
622	Internal services capitalized	47	-	-	-	-
623	Intangible assets capitalized	48	-	-	-	-
624	Property, plant and equipment capitalized	49	-	-	-	-
641	Contractual fines and penalties	50	-	-	-	-
642	Other fines and penalties	51	-	-	-	-
643	Income from written-off receivables	52	-	-	-	-
644	Interest	53		-	-	
645	Exchange rate gains	54	8 674,94	-	8 674,94	91 805,31
646	Gifts	55	-	-	-	-
647	Special revenues	56		-		2,14
648	Legal fees	57	-	-	-	-
649	Other revenues	58	8 748,30	-	8 748,30	2 343,31
651	Revenues from sale of intangible ass. and property	59	-	-	-	-
652	Income from non/current financial investments	60	-	-	-	-
653	Revenues from sale of securities and shares	61	-	-	-	-
654	Revenues from material sold	62		-	-	
655	Income from current financial assets	63	-	-	-	-
656	Use or reversal of legal reserves	64	-	-	-	-
657	Revenues from sale of securities and shares	65	-	-	-	-
658	Rental revenues	66	-	-	-	-
661	Contributions received from organizational unit	67	-	-	-	-
662	Contributions received from other organizations	68	3 176 749,80	-	3 176 749,80	4 333 810,67
663	Contributions received from physical entities	69	323 172,17	-	323 172,17	714 810,66
664	Members contributions received	70		-	-	-
665	Contributions from tax paid	71	141 271,10	-	141 271,10	
667	Contributions form public collection	72	453 220,89	-	453 220,89	164 814,00
691	Subsidies	73		-		-
Total account class 6 c. 39 - 73		74	4 111 837,20	-	4 111 837,20	5 307 586,09
Pretax profit and loss c. 74 - 38		75	17 423,24	-	17 423,24	94 150,76
591	Income tax	76		-	-	
595	Additional income tax	77	-	-	-	-
Profit and loss after taxation (c.75-(76+77))(+/-)		78	17 423,24	-	17 423,24	94 150,76
Control number c. 39 - 78		995	8 258 520,88	-	8 258 520,88	10 803 473,70

INDEPENDENT AUDITOR'S REPORT
To the Shareholders, Board of Directors, Supervisory Board and Statutory authority
of the unincorporated association MAGNA, o.z.
Štefánikova 19, 811 05 Bratislava

Report on the Audit of the Financial Statements

Opinion

We have audited the financial statements of , **the unincorporated association MAGNA, o.z. Bratislava** (the unincorporated association) which comprises the balance sheet as at 31 December 2023, the income statement and notes including a summary of significant accounting policies.

In our opinion, the accompanying financial statements presents fairly, in all material respects, the financial position of the Company as of 31 December 2023 and of its financial performance for the year then ended in accordance with Slovak Accounting Law.

Basis for opinion

We conducted our audit in accordance with International Standards on Auditing (ISAs). Our responsibilities under those standards are further described in the Auditor's Responsibilities for the Audit of the Financial Statements section of our report. We are independent of the unincorporated association in accordance with Law no. 423/2015 on Statutory Audit (the "Act on statutory audits") on ethics, including an Ethical Code Auditor, relevant to our audit of the financial statements and we have fulfilled our other ethical responsibilities. We believe that the audit evidence we have obtained is sufficient and appropriate to provide a basis for our opinion.

Management's Responsibility for the Financial Statements

Management is responsible for the preparation and fair presentation of the financial statements in accordance with Slovak Accounting Law and for such internal control as management determines is necessary to enable the preparation of financial statements that are free from material misstatement, whether due to fraud or error.

In preparing the financial statements, management is responsible for assessing the unincorporated association's ability to continue as a going concern, disclosing, as applicable, matters related to going concern and using the going concern basis of accounting unless management either intends to liquidate the unincorporated association or to cease operations, or has no realistic alternative but to do so.

Auditor's Responsibility for the Audit of the Financial Statements

Our objectives are to obtain reasonable assurance about whether the financial statements as a whole are free from material misstatement, whether due to fraud or error, and to issue an auditor's report that includes our opinion. Reasonable assurance is a high level of assurance, but is not a guarantee that an audit conducted in accordance with ISAs will always detect a material misstatement when it exists. Misstatements can arise from fraud or error and are considered material if, individually or in the aggregate, they could reasonably be expected to influence the economic decisions of users taken on the basis of these financial statements.

As part of an audit in accordance with ISAs, we exercise professional judgment and maintain professional skepticism throughout the audit. We also:

- Identify and assess the risks of material misstatement of the financial statements, whether due to fraud or error, design and perform audit procedures responsive to those risks, and obtain audit evidence that is sufficient and appropriate to provide a basis for our opinion. The risk of not detecting a material misstatement resulting from fraud is higher than for one resulting from error, as fraud may involve collusion, forgery, intentional omissions, misrepresentations, or the override of internal control.
- Obtain an understanding of internal control relevant to the audit in order to design audit procedures that are appropriate in the circumstances, but not for the purpose of expressing an opinion on the effectiveness of the unincorporated association's internal control.
- Evaluate the appropriateness of accounting policies used and the reasonableness of accounting estimates and related disclosures made by management.
- Conclude on the appropriateness of management's use of the going concern basis of accounting and, based on the audit evidence obtained, whether a material uncertainty exists related to events or conditions that may cast significant doubt on the the unincorporated association's ability to continue as a going concern. If we conclude that a material uncertainty exists, we are required to draw attention in our auditor's report to the related disclosures in the financial statements or, if such disclosures are inadequate, to modify our opinion. Our conclusions are based on the audit evidence obtained up to the date of our auditor's report. However, future events or conditions may cause the unincorporated association to cease to continue as a going concern.
- Evaluate the overall presentation, structure and content of the financial statements, including the disclosures, and whether the financial statements represent the underlying transactions and events in a manner that achieves fair presentation.

Report on Other Legal and Regulatory Requirements

Report on the information referred to in the Annual Report

Management is responsible for the information contained in the annual report prepared in accordance with the requirements of the Accounting Law.

Our opinion on the financial statements referred to above does not apply to other information in the annual report.

The audit of the financial statements it is our responsibility to become familiar with the information given in the annual report and consider whether the information is not substantively consistent with the audited financial statements and our knowledge we have gained during the audit of the financial statements, or otherwise appear to be significantly wrong.

We consider that the unincorporated association's annual report contains information that requires putting the Accounting Act. Based on the work performed during the audit of financial statements, in our opinion:

- The information given in the annual report prepared for the year 2023 are consistent with the financial statements for the year
- Annual report contains information according to the Accounting Law.

In addition, based on our knowledge of the entity and its situation, we have gained during the audit of the financial statements, we are required to state whether we have found material misstatement in the annual report, we received prior to the date of issue of the auditor's report. In this context, there are not findings which we should mention.

Bratislava, 18.12.2024



INTERAUDIT INTERNATIONAL, s. r. o.
Sabinovská 14
821 02 Bratislava
SKAU Licence No. 234

Ing. Peter Dvorák
Responsible auditor
SKAU Licence No.0759



MAGNA

Panská 13, 811 01 Bratislava, Slovakia

+421 917 827 827

info@magna.org

www.magna.org

If you have any questions do not hesitate to contact us, we will be happy to help you.